



Mutual Limited

Security with Performance

Investment Update - May 2024

MHYF - Mutual High Yield Fund

All figures as at 31 May 2024

Fund Performance

| | 3 months % | 6 months % | 12 months % | 3 years % p.a. | 5 years % p.a. | Inception % p.a. |
|--------------------------------------|------------|------------|-------------|----------------|----------------|------------------|
| MHYF (pre-fees) | 3.14 | 6.51 | 12.24 | 7.83 | 7.00 | 6.98 |
| MHYF (post-fees) | 2.88 | 5.99 | 11.22 | 6.80 | 5.98 | 5.95 |
| BBerg AusBond Bank Bill Index | 1.10 | 2.20 | 4.32 | 2.32 | 1.59 | 1.62 |
| Relative Performance (Net) | 1.78 | 3.79 | 6.90 | 4.48 | 4.39 | 4.33 |

Investment Objective and Investment Strategy

Mutual's objective for the Mutual High Yield Fund is to source and actively manage a portfolio of fixed interest credit assets with a core focus on structured credit. Targeted portfolio construction is to hold assets with a shorter credit duration to limit capital movements during periods of market volatility.

Mutual manages interest rate risk by predominately investing in assets that reset their reference rate every 30 days.

Portfolio

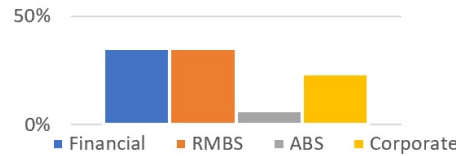
Liquidity

Up to 21 days

Fund Statistics

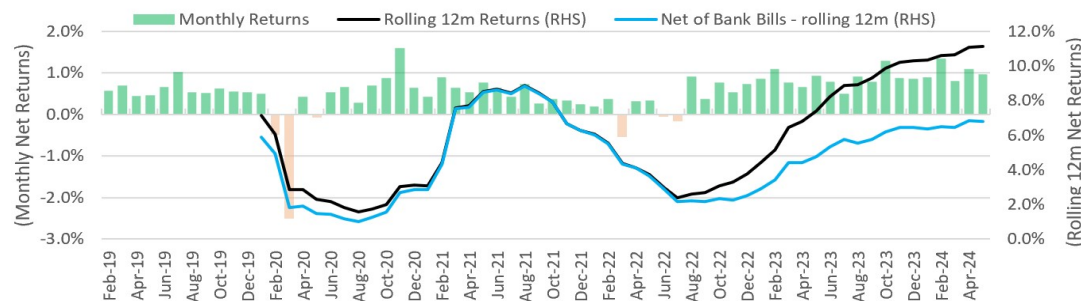
Running Yield: 8.86%
 Yield to Maturity: 8.57%
 Credit Duration (years): 2.72
 Interest Duration (years): 0.04

Current Portfolio Diversification



Month in Review

Performance: MHYF returned 0.96% (net) in May. The 6 month net return was 5.99% and the 12 month net return was 11.22% at the end of May. Over the past 12 months the fund has returned 6.90% above the Ausbond Bank Bill Index, versus a target of 4.50%.



Overview:

Core themes evolved a touch over May with ebb and flow in markets around macro data prints and corresponding central bank policy expectations. Locally, inflation is moderating, but doubts are building on whether it is moderating fast enough. Consequently, RBA signalling – via meeting statements and minutes – took a hawkish turn in recent weeks.

Domestic labour market conditions are cooling. The unemployment rate ticked up to 4.1% from 3.8%, a surprise versus consensus estimates, which expected a more modest increase to 3.9%. Nevertheless, the unemployment rate remains well below post GFC averages (5.6%) and well into expansionary territory. The monthly annual CPI data series surprised to the high side, +3.6% YoY vs +3.4% YoY consensus, and up on the prior reading of +3.5%. Trending in the wrong direction and presenting a headwind to investor hopes of RBA rate cuts this year. Rent, finance, education and insurance costs remain core headwinds. Beyond these core data series, Home Loan values rose +3.1% YoY vs +1.5% YoY prior, with Investor Loans +3.8% YoY vs +1.2% YoY prior. Building Approvals (-0.3% MoM) again weaker than consensus (+1.8% MoM) and down on the prior month (+2.7% MoM), but the series is notoriously volatile. On a net basis, there are insufficient dwellings being built to meet demand, which is causing upward pressure on house prices. Retail sales (+0.1% MoM) remain subdued, while credit growth advanced a touch (+0.5% MoM vs +0.4% MoM prior).

Outlook

Market pricing for the end of year cash rate was largely unchanged through May, with no rate cuts priced in until well into 2025, likely around mid-year at this stage. The recent inflation data has further cemented the growing belief that rate cuts are not imminent. While markets are not pricing in rate cuts for 2024, median consensus expectations are for one cut by year end, either at the November or December meeting.

Portfolio Manager
Mutual Limited

Inception
1 February 2019

Fund Size
\$114.0m

Month End Price
\$1.078260

Benchmark
Bloomberg AusBond Bank Bill Index

Distribution Frequency
Quarterly

Minimum Investment
\$20,000

Minimum Investment Term
6 months
(suggested)

Management Fees
1.0260% p.a. (inclusive of GST)

Buy / Sell Spread
Nil / 0.25%

APIR Code
PRM8798AU

ISIN
AU60PRM87985

Ratings
Lonsec

Platforms:
Centric
Netwealth
Powerwrap
Praemium

Mutual Limited
 ABN 42 010 338 324
 AFSL No. 230347
 Level 17, 447 Collins Street
 Melbourne VIC 3000
 P: +61 3 8681 1900
 E: mutual@mutualld.com.au
 W: www.mutualld.com.au



Security with Performance

Investment Update - May 2024

MHYF - Mutual High Yield Fund

Mutual Limited

All figures as at 31 May 2024

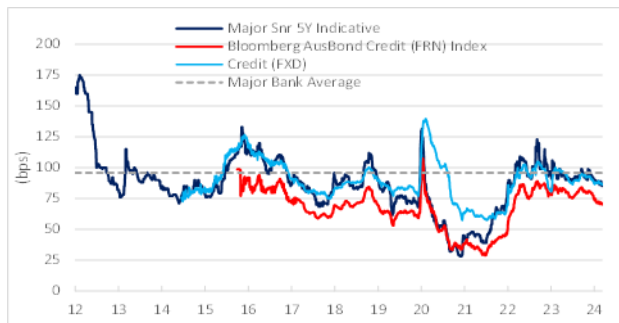
However, confidence in this view is not high. Of the 36 economists surveyed by Bloomberg, 42% expect a cut (at least one) by year end, while 36% expect no cuts. A smaller 22% expect at least two cuts by year end.

The RBA's next meeting is June 17 - 18th, at which point the board is expected to leave the cash rate unchanged, at 4.35%. Our expectations around the timing and scale of rate cuts this year varies to consensus. We expect no rate cuts this calendar year, whereas consensus expect one in Q4. Markets are more in line with our thinking, with no full rate cut priced in until June 2025. We see risk of a rate hike as being very minor, but not zero.

A\$ credit remained strong in May with both senior and subordinated spreads at the 5 year tenor now trading inside long run averages. This is in part due to the technical backdrop where all 4 of the majors have ventured overseas to raise new funding, giving domestic markets a break from new issuance. NAB did buck this trend with a 15NC10 year fixed rate tranche only Tier 2 priced during the month. In a sign of accelerating private client type demand for anything yielding above 6%, the book build topped \$3.5bn. NAB issued \$1.25bn, which left plenty of unmet demand, driving a strong performance of this bond on the break. In MHYF we do not buy fixed rate assets. Pricing was also tight compared to a 10NC5 bond, offering only around 5bps a year payable from 5 to 10 years versus the 15bps per annum payable from 2 to 5 years. That being said, the performance of the 15NC10 year was exceptionally strong, highlighting underlying demand for any higher yielding AUD credit.

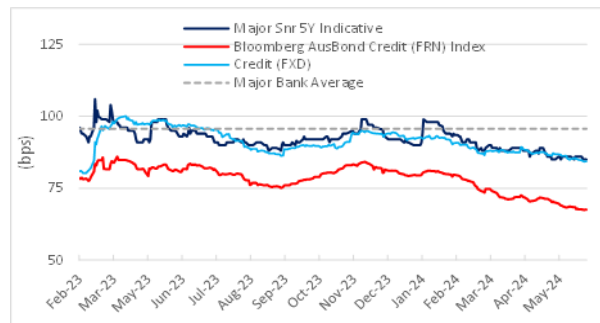
Tier 2 has been on a remarkable run lately, taking us back to the performance of this asset class seen during COVID. The shortest dated calls traded as low as +60bps during 2021. Today, the short calls are now in the low +80bps region. The 2025 calls are now around +100bps and the early 2026 calls around +110bps. All these levels are 50bps tighter than 1Q24. With the additional issuance of Tier 2 by the major banks to achieve APRA's targets now largely complete, supply is expected to normalise and be more predictable. With global markets also attractive to Bank Treasurers, the mega A\$ deals seen over the past 12 months may not be repeated.

Credit Spreads—long run history



Source: Bloomberg, Mutual Limited

Credit Spreads—short run history



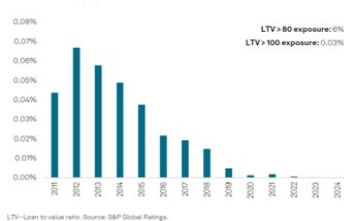
Source: Bloomberg, Mutual Limited

Structured credit has also experienced a period of strong performance, most notably in the A to BBB rated notes across both RMBS and ABS pools. The senior notes are starting to find a base level, with new deals either printing at launch pricing or having to revise pricing slightly wider (spread higher) in order to find investors. Ongoing new issuance looks to be the driver. As an example, non-conforming RMBS loan balances increased from \$49.3bn to \$51.2bn between February and April this year. The size of non-conforming RMBS outstanding is now equal to ~25% of the Bloomberg AusBond Credit (FRN) index, highlighting the growth and relevance of the asset class in A\$ credit markets.

The latest arrears commentary from S&P covering Q1 highlights arrears remain low, albeit rising. In their commentary they highlight low unemployment remains the key to low arrears, something likely to continue given commentary in May from the RBA around their dual mandate of managing inflation and achieving the best employment outcomes. Other commentary from S&P included a reference to borrowers being prudent in curtailing expenses to service their debts.

As an investor in RMBS we focus beyond just arrears. Losses are the end of the road for investors, but even then it's not just one loss that sends the fund returns into negative territory. With mechanisms built into structures to cover losses, an RMBS transaction needs a lot of individual loans to lose money in a short period of time before an investor sees any write downs. The latest S&P data highlights low loan to value ratios and continued property price growth as two key factors to limit losses. The below charts show this in real time, with cumulative gross losses across both Prime and Non-Conforming RMBS virtually non-existent since 2020. We expect this trend to continue, supporting the returns of the fund.

Cumulative gross loss by vintage of origination
Prime RMBS (%)



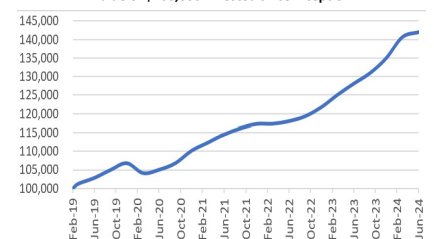
LTV - Loan to value ratio. Source: S&P Global Ratings.

Cumulative gross loss by vintage of origination
Nonconforming RMBS (%)



LTV - Loan to value ratio. Source: S&P Global Ratings.

Value of \$100,000 invested since inception



If you would like more information on MHYF please visit www.mutualtd.com.au or contact Mutual on + 61 3 8681 1900

This Monthly Update is intended to provide general advice and information only and has been prepared by Mutual Limited ("Mutual") ABN 42 010 338 324, AFS license number 230347 without taking into account any particular person's objectives, financial situation or needs. Investors should, before acting on this general advice and information, consider the appropriateness of this general advice and information having regard to their personal objectives, financial situation and needs. Investors may wish to consider the appropriateness of the general advice and information themselves or seek the help of an adviser. Mutual makes no guarantee, warranty or representation as to the accuracy or completeness of the general advice and information contained in this flyer, and you should not rely on it. The financial products referred to in this flyer are interests in the registered managed investment scheme known as MHYF, ARSN 629 799 122 ("product"). Mutual is the Responsible Entity and issuer of the product. Investments can go up and down in value. Past performance is not a reliable indicator of future performance.